

Consonant Sounds

Review for sounds previously learned

SCH

...FIPT

...DGE

BHT

PH...

GV

...BT

Consonant Sounds

Some consonant sounds can be written in different ways.

For example, the sound "Z" can be written with:

"z" - as in "zoo"

"zz" - as in "buzz"

"se" - as in the word "nose"

Here is a table of the sounds "F", "J", "K", and "T", and some of the different ways they can be spelled:

F	J	K	T
f	j	k	t
ff	g	c	th
ph	gy	ch	ed
ugh	dge	ik	pt
lf	die		cht
			ght

Circle the Sound Worksheet (Advanced)

Find the sound:

Circle the K sound

cat
key
check
school
stomach
talk

Circle the T sound

ten
kicked
doubt
receipt
thomas
yacht
pizza
night

Circle the F sound

fall
off
phone
laugh
half

Circle the J sound

jam
gentle
gypsy
bridge
soldier

Answer Key

מפתח התשובות

Consonant Sounds

SCH

BT

OULD

PT

PH

UGH

BT

Lift up this page to check your answers.
תריט את הדף כדי לבדוק את התשובות שלך.

By Rozy Badichi

Answer Sheet (Advanced)

Find the sound:

Circle the K sound

cat

key

check

school

stomach

talk

Circle the T sound

ten

kicked

doubt

receipt

Thomas

yacht

pizza

night

Circle the F sound

fall

off

phone

laugh

half

Circle the J sound

jam


gentle

gypsy

bridge


soldier

Consonant Sounds F, J, K, T



Consonant Sounds F, J, K, T

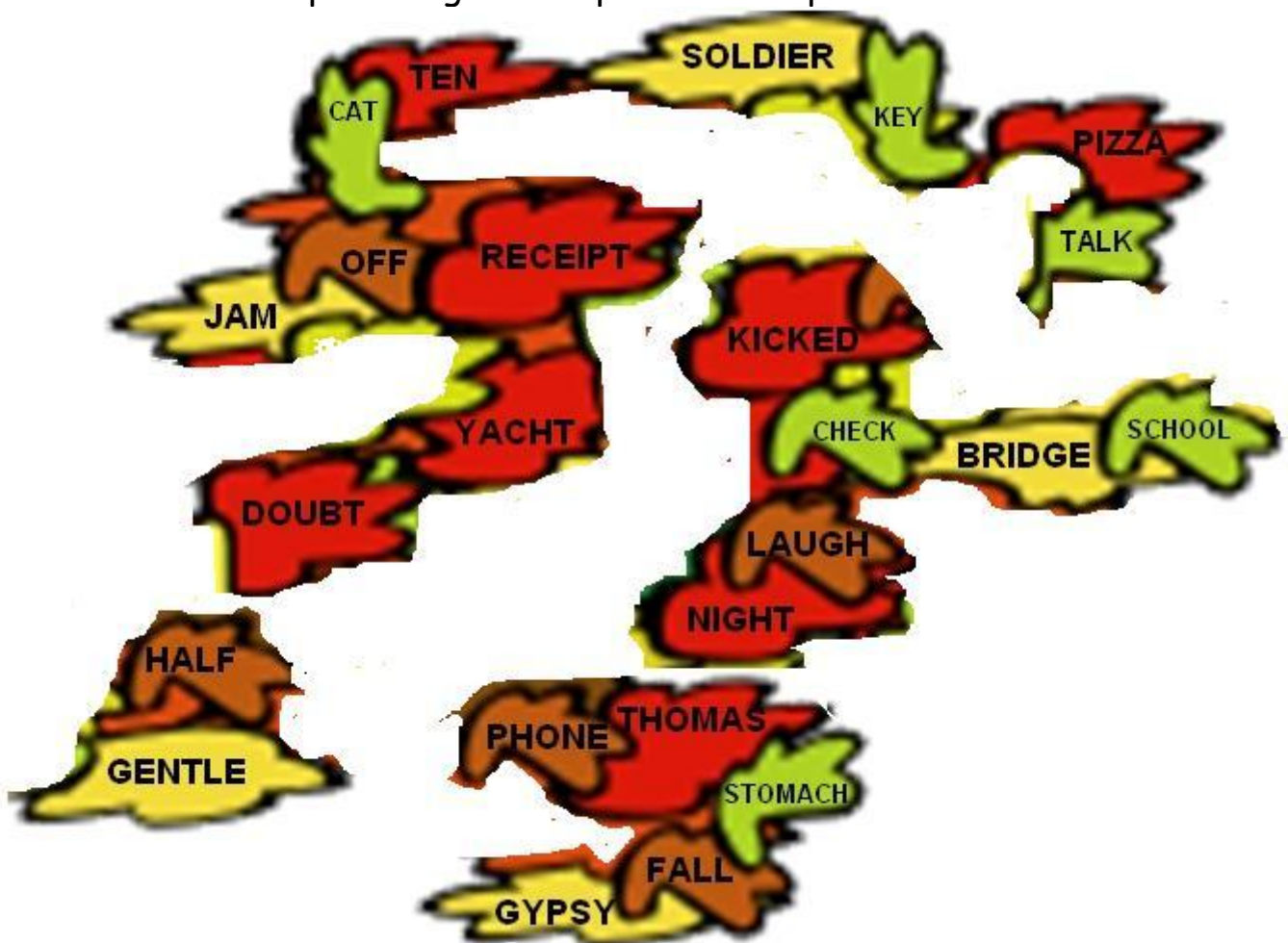
Answer Sheet



Puzzle Pieces: Leaves for the Tree

Consonant Sounds F, J, K, T

Laminate these word leaves and cut them out.
Place in ziplock bag and staple to the top half of this sheet.



Consonant Sounds

הוראות לתלמידי Student Instructions

<p>Circle the Sound Worksheet:</p> <p><u>Materials:</u></p> <ol style="list-style-type: none"> 1. Worksheet 2. Answer sheet <p><u>Instructions:</u></p> <ol style="list-style-type: none"> 1. Circle the letter or letters that represent the sound. 2. Check your answers on the answer sheet. 	<p>לסמן את האותיות: <u>חומרים:</u></p> <ol style="list-style-type: none"> 1. דף עבודה 2. דף תשובות <p>הוראות:</p> <ol style="list-style-type: none"> 1. תסמן את האות או אותיות המכתיבות את הצליל המבוקש. 2. תבדוק את התשובות בדף התשובות.
<p>Consonant Sounds Tree:</p> <p><u>Materials:</u></p> <ol style="list-style-type: none"> 1. A tree with lettered leaves 2. Leaves with words on them 3. An answer sheet tree <p><u>Instructions:</u></p> <ol style="list-style-type: none"> 1. Take the leaves out of the bag and set them out. 2. Put each leaf on the tree in the right spot for the corresponding sound. 3. Check your answers on the answer sheet. 	<p>עץ המילים: <u>חומרים:</u></p> <ol style="list-style-type: none"> 1. דף עם עץ כאשר חלק מהעלים מסומנים באות 2. חקית עם עלים. 3. דף תשובות <p>הוראות:</p> <ol style="list-style-type: none"> 1. להוציא את העלים מהשקית 2. יש לשים את העלים במקום שלהם בעץ 3. תבדוק את התשובות בדף התשובות.

Have Fun!
אשתק מהנה!