

# Feelings





**mom love**  
אהבה



**shy man**  
בושה



**sleepy dog**  
עייף



**surprised child**  
מופתע



**happy girl**  
שמחה



ClipartOf.com/1089684

**scared ant**  
מפוחד



**sad baby**  
עצוב



**hungry boy**  
רעב



**angry bird**  
כעס

\*The 3 activity levels are color-coded. **Level 1**, **level 2**, **level 3**.

### Activity level 1:

a. Memory game- TWINS: תאומים

Choose a card from the pile of picture-word cards. Find its matching card, and say the words out loud. You can put the cards face-down in rows of three, turning one over and try to remember where its matching card TWIN is arranged. If you are correct, then put the matching pair (TWINS) aside. If you have **not found** the matched card, return the first card to its place, face-down and choose a different card this time. Try to remember where you saw the TWIN of the card you hold in your hand. The game is played until all the TWINS are found.

- a. For each player, take a laminated bingo mat with picture squares. Take turns pulling a **picture** card from the envelope. Put a marker on each **picture** of your bingo board when you find the matching picture. The game is played until you fill 3 squares in a row. BINGO!
- b. There is a laminated worksheet with pictures in front of short sentences. Write in the missing word with washable marker. Use the picture-word cards to help you.

### Activity level 2:

a. Memory game- TWINS: תאומים

Choose a card from the pile of picture-word cards. Find its matching WORD card, and say the words out loud. You can put the cards face-down in rows of three, turning one over and try to remember where its matching card TWIN is arranged. If you are correct, put the matching pair (TWINS) aside. If you **did not find** the matching card, return the first card to its place, face-down, and choose a different card this time. Try to remember where you saw the TWIN of the card you hold in your hand. The game is played until all the TWINS are found.

- b. For each player, take a laminated bingo mat with **picture** squares. Take turns pulling **picture-word** cards from the envelope. Put a marker on each picture of your bingo board as the word is said. The game is played until you fill 3 squares in a row. BINGO!
- c. There is a laminated worksheet with short sentences and blanks. Fill in the missing word with washable marker. The words at the end of the sentences will help you. Use the picture-word cards to help you too.

### Activity level 3:

- a. Memory game- TWINS: תאומים  
Choose a card from the pile of **ALL** the cards. Find its matching card, and say the words out loud. You can make the game more interesting by arranging the cards face-down in rows of three, turning one over and try to remember where its matching card TWIN is arranged. If you are correct, then put the matching pair (TWINS) aside, if you have **not found** the matched card, return the first card to its place, face-down and choose a different card this time. Try to remember where you saw the TWIN of the card you hold in your hand. The game is played until all the TWINS are found.
  
- b. For each player, take a laminated bingo mat with **word** squares. Take turns pulling any card from the envelope. Put a marker on each picture of your bingo board as the word is said. The game is played until you fill 3 squares in a row. BINGO!
  
- c. There is a laminated worksheet with sentences and a list of words. Fill in the missing word. You may look at the cards to help you find the answer.

**Activity level 1** : Look at the picture-word cards. Match the feeling in the list below to the sentences and write it in the blank space.

**surprised, happy, angry, love, shy, sleepy, sad, hungry, scared**



The boy is \_\_\_\_\_.



The dog is \_\_\_\_\_.



The baby is \_\_\_\_\_.



The ant is \_\_\_\_\_.



The bird is \_\_\_\_\_.



The girl is \_\_\_\_\_.



The child is \_\_\_\_\_.



The man is \_\_\_\_\_.



The mom and son \_\_\_\_\_.

Answer Key level 1

מפתח תשובות



Lift up this page to check your answers.

תריט את הדף כדי לבדוק את התשובות שלך.

ANSWER KEY level 1



The boy is           hungry          .



The dog is           sleepy          .



The baby is       sad      .



The ant is           scared          .



The bird is           angry          .



The girl is           happy          .



The child is           surprised          .



The man is           shy          .



The mom and son           love          .

## Activity level 2

Look at the picture-word cards and write the missing feeling in the blank space in the sentences below.

**surprised, happy, angry, love, shy, sleepy, sad, hungry, scared**

The boy is \_\_\_\_\_ . (hungry).

The dog is \_\_\_\_\_ . (sleeping)

The baby is \_\_\_\_\_ . (sad)

The ant is \_\_\_\_\_ . (scared)

The bird is \_\_\_\_\_ . (angry)

The girl is \_\_\_\_\_ . (happy)

The child is \_\_\_\_\_ . (surprised)

The man is \_\_\_\_\_ . (shy)

The mom and son \_\_\_\_\_ . (love)



Answer Key level 2

מפתח תשובות



Lift up this page to check your answers.

תריט את הדף כדי לבדוק את התשובות שלך.

## ANSWER KEY level 2

Look at the picture-word cards and write the missing feeling  
in the blank space in the sentences below.

The boy is \_\_\_\_\_ **hungry** \_\_\_\_\_. (hungry)

The dog is \_\_\_\_\_ **sleeping** \_\_\_\_\_. (sleeping)

The baby is \_\_\_\_\_ **sad** \_\_\_\_\_. (sad)

The ant is \_\_\_\_\_ **scared** \_\_\_\_\_. (scared)

The bird is \_\_\_\_\_ **angry** \_\_\_\_\_. (angry)

The girl is \_\_\_\_\_ **happy** \_\_\_\_\_. (happy)

The child is \_\_\_\_\_ **surprised** \_\_\_\_\_. (surprised)

The man is \_\_\_\_\_ **shy** \_\_\_\_\_. (shy)

The mom and son \_\_\_\_\_ **love** \_\_\_\_\_. (love)

### Activity level 3

Look at the picture cards. Match the feeling in the list below to the sentences and write it in the blank space.

**surprised, happy, angry, loves, shy, sleepy, sad, hungry, scared**

The boy is \_\_\_\_\_.

The dog is \_\_\_\_\_.

The baby is \_\_\_\_\_.

The ant is \_\_\_\_\_.

The bird is \_\_\_\_\_.

The girl is \_\_\_\_\_.

The child is \_\_\_\_\_.

The man is \_\_\_\_\_.

The mom and son \_\_\_\_\_.

Answer Key **level 3**

מפתח תשובות



Lift up this page to check your answers.

תריט את הדף כדי לבדוק את התשובות שלך.

## ANSWER KEY level 3

Look at the picture cards. Match the feeling in the list below to the sentences and write it in the blank space.

The boy is \_\_\_\_\_ **hungry** \_\_\_\_\_.

The dog is \_\_\_\_\_ **sleepy** \_\_\_\_\_.

The baby is \_\_\_\_\_ **sad** \_\_\_\_\_.

The ant is \_\_\_\_\_ **scared** \_\_\_\_\_.

The bird is \_\_\_\_\_ **angry** \_\_\_\_\_.

The girl is \_\_\_\_\_ **happy** \_\_\_\_\_.

The child is \_\_\_\_\_ **surprised** \_\_\_\_\_.

The man is \_\_\_\_\_ **shy** \_\_\_\_\_.

The mom and son \_\_\_\_\_ **love** \_\_\_\_\_.

:

## Bingo Games Instructions for the Teacher:

Print 2 copies each of the bingo picture pages and the bingo word pages.


Laminate them and set aside 1 copy of each type of bingo page.

Cut all the other copies into squares and put word cards and picture cards into separate envelopes.

Print 2 copies of picture-word cards, laminate and cut them into squares. Store in separate envelope.


Print and laminate 1 of each sentence pages.

Print and laminate answer key cover page and each of the 3 answer keys.



Bingo level 1


Bingo level 2



Bingo level 1

Bingo level 2





Bingo level 1

Bingo level 2



Bingo level 1

Bingo level 2

<b>angry</b>	<b>scared</b>	<b>happy</b>
<b>hungry</b>	<b>love</b>	<b>excited</b>
<b>sleepy</b>	<b>sad</b>	<b>shy</b>

**Bingo level 3**

<b>excited</b>	<b>happy</b>	<b>love</b>
<b>shy</b>	<b>hungry</b>	<b>sleepy</b>
<b>angry</b>	<b>scared</b>	<b>sad</b>

**Bingo level 3**

<b>scared</b>	<b>angry</b>	<b>excited</b>
<b>love</b>	<b>shy</b>	<b>sad</b>
<b>happy</b>	<b>sleepy</b>	<b>hungry</b>

**Bingo level 3**

<b>love</b>	<b>shy</b>	<b>angry</b>
<b>sad</b>	<b>sleepy</b>	<b>scared</b>
<b>hungry</b>	<b>excited</b>	<b>happy</b>

**Bingo level 3**

## List of Contents and Supplies:

4 bingo mats-words + markers

4 bingo mats- pictures + markers

2 Sets of picture-word cards

2 Sets of picture cards

2 Sets of word cards

Laminated sentence sheet with pictures and word prompt

Laminated picture page without words

Laminated sentence sheet with word list

Washable colored pens