





All About the Kitchen



Answer Key

אפתח התשובות








All About the Kitchen



Lift up this page to check your answers.
תריט את הדף כדי לבדוק את התשובות שלך.

הכל אודות המטבח : איך אומרים באנגלית?

All About the Kitchen

איפה באנגלית	תמונה	איך אומרים באנגלית?	שם החפץ בעברית
cup		קאפ	כוס
fork		פורק	מזלג
knife		נױף	סכין
plate		פלייט	צלחת
spoon		ספון	כף

הכל אודות המטבח : איך אומרים באנגלית?







“Matching Game (Concentration)” Preparation instructions for teacher:

Glue the pairs of cards onto colored paper or blank cards, laminate, cut into cards, and store in the learning center folder, held in a deck with a rubber band, or in an envelope.

This game has two versions. Print the version that is appropriate for your learners.

- Version 1: For beginning learners, who are just learning the *oral* vocabulary, make a set of two matching cards with the same picture on both cards. They will not be able to read the English words, but some students who are able to learn using the “whole word” approach may “absorb” what the words look like and start to associate the printed word with its sound.
- Version 2: For more advanced learners who are learning to *read and write* the words, make a set of matching cards with the picture on one card and the English name of the object on the other.

VERSION 1, for beginning learners who are just learning the oral vocabulary:

 cup	 cup
 fork	 fork
 knife	 knife

plate



plate








spoon



spoon



VERSION 2: For learners who are learning to associate the printed word with the object.

cup	
fork	
knife	
plate	
spoon	

הכל אודות המטבח : איך אומרים באנגלית?

All About the Kitchen: Writing Sheet

Instructions: Write the name of each object in English next to its picture. Then, check your answers in the Answer Key. Correct mistakes one by one.

Check off the answer with a "✓" when it is correct.

הוראות: לרשום כל שם חפץ באנגלית ליד תמונתו. כשתסיים תבדוק את התשובות בדף
מפתח התשובות, תתקן טעויות אחת אחת, וסמן ב"✓" כל תשובה נכונה.

1.		<hr/> <hr/> <hr/>	
2.		<hr/> <hr/> <hr/>	
3.		<hr/> <hr/> <hr/>	
4.		<hr/> <hr/> <hr/>	
5.		<hr/> <hr/> <hr/>	

Answer Key

מפתח התשובות


1.		cup	✓
2.		fork	✓
3.		knife	✓
4.		plate	✓
5.		spoon	✓

Matching puzzles

cup



fork



knife



plate



spoon

