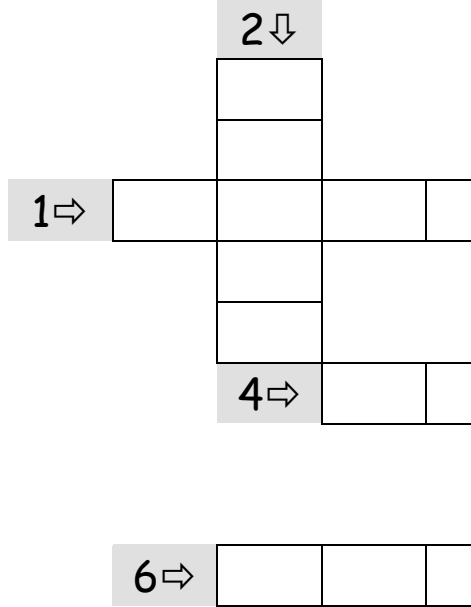


<Fill in subject> - Crossword Puzzle

1. Look at each numbered picture.
2. Find the word in the word bank that matches it.
3. Write the word at its number in the crossword puzzle.

1. תסתכל על כל תמונה ממוספרת.
2. תמצא את המילה המתאימה באנליט המאגר המילים.
3. תכתוב אותו בתשובץ לפי המספר.

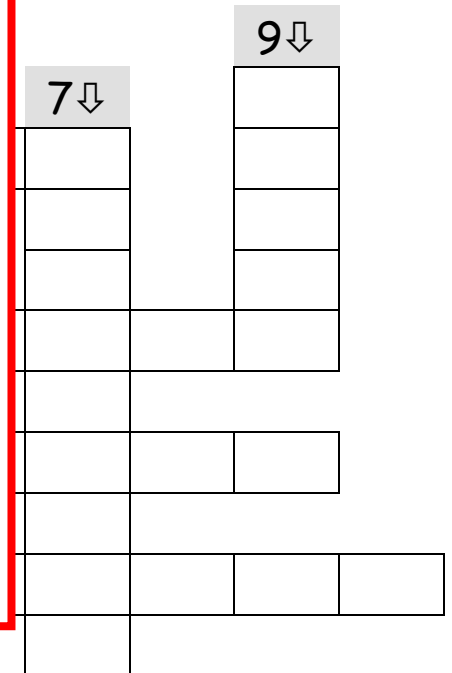


Delete this box before printing!

Working from a list of the words for your center, use graph paper and a pencil to design your crossword puzzle. Then reproduce the puzzle and clues in a Word table like this one, by cutting and pasting into position the numbers and arrows as appropriate, and creating outlines for the words in the table cells using the "Table Properties – cell borders" settings.

To see hidden characters (such as table cells) click on the "¶" button on the tool bar at the top of the Word window.

To create the answer key, type the words into a copy of the puzzle. To create the sheet for the student to complete, simply erase the filled-in words from the answer key.



	Across אופקי
1	insert picture
4	insert picture
6	insert picture
8	insert picture
10	insert picture
11	insert picture

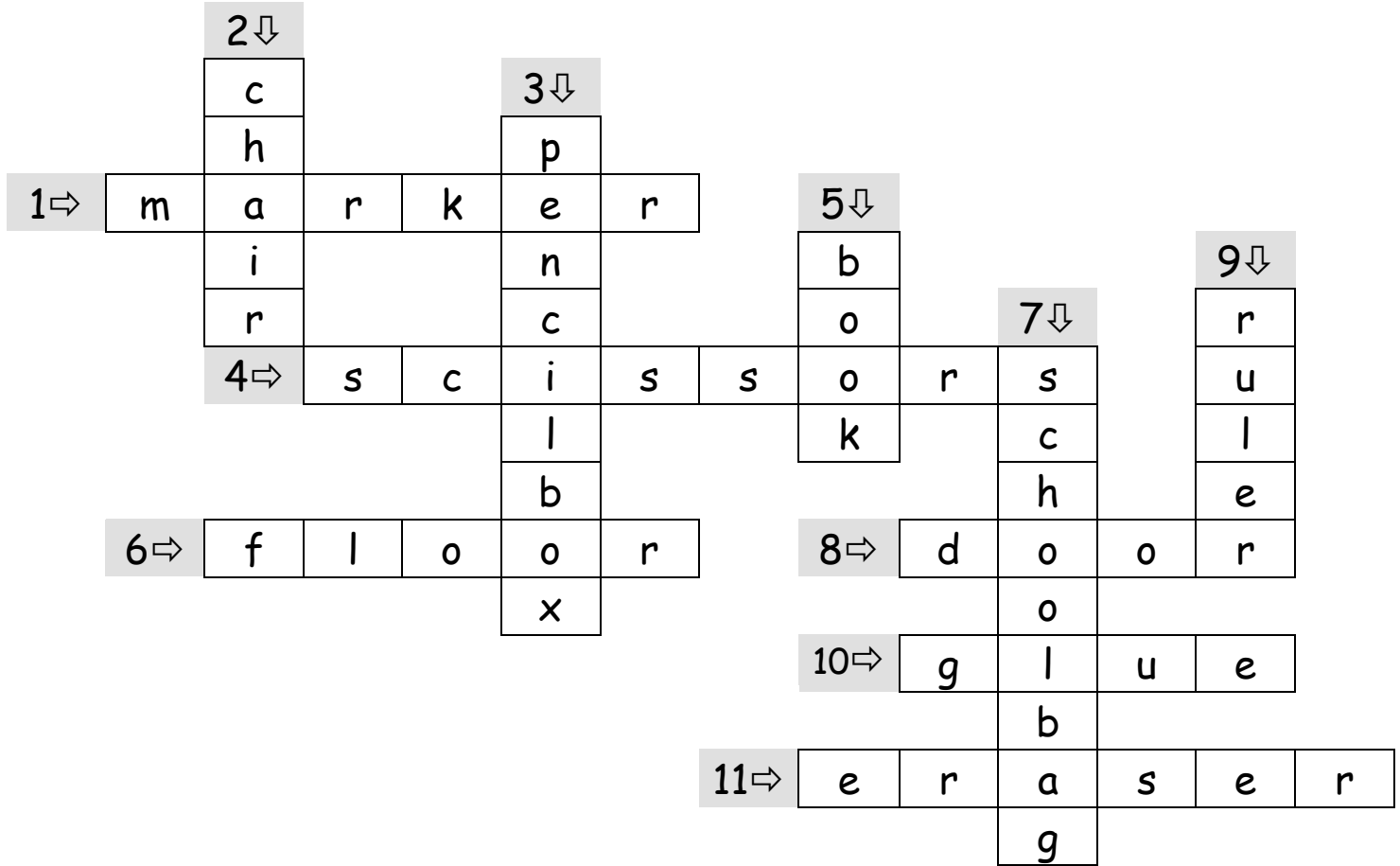
	Down אנכי
2	insert picture
3	insert picture
5	insert picture
7	insert picture
9	insert picture

Good luck!
בהצלחה!

Word Bank מאגר מילים
word
word
word
word
word
word
word
word
word
word

Answer Key

Classroom Objects - Crossword Puzzle



Good Job!
 כל הכבוד!