

Boy **on** a bike



# Practice Your prepositions

Children **at** school      A cat **in** a basket



## Practice Your Prepositions Activity 1





A preposition is a small but important word that gives us information about people or things in a sentence. In our Learning Center we are going to practice prepositions that tell us where something is. They are called "prepositions of place." We will start with the prepositions: "on" (מעל), "at" (ב-) and "in" (ב- או בתוכו).







Activity 1: Pick the right preposition and write it in the box.

on

at

in

	<p>The book is</p>	<div style="border: 1px solid black; width: 100%; height: 100%; text-align: center; vertical-align: middle;"> <hr style="width: 50%; margin: 0 auto;"/> </div>	<p>the table.</p>
	<p>The clothes are</p>	<div style="border: 1px solid black; width: 100%; height: 100%; text-align: center; vertical-align: middle;"> <hr style="width: 50%; margin: 0 auto;"/> </div>	<p>the closet</p>
	<p>The students are</p>	<div style="border: 1px solid black; width: 100%; height: 100%; text-align: center; vertical-align: middle;"> <hr style="width: 50%; margin: 0 auto;"/> </div>	<p>school.</p>
	<p>The children are</p>	<div style="border: 1px solid black; width: 100%; height: 100%; text-align: center; vertical-align: middle;"> <hr style="width: 50%; margin: 0 auto;"/> </div>	<p>the car.</p>

	<p>The children are</p>	<hr/>	<p>the bus stop.</p>
	<p>The books are</p>	<hr/>	<p>the shelf.</p>
	<p>The children are</p>	<hr/>	<p>home.</p>
	<p>The boy is</p>	<hr/>	<p>his bike.</p>
	<p>The cat is</p>	<hr/>	<p>the basket.</p>
	<p>The children are</p>	<hr/>	<p>a train.</p>

# Answer Key

אמת התשובות

on



Practice your  
Prepositions

at











in



Lift up this page to check your answers.  
תריט את הדף כדי לבדוק את התשובות שלך.

## Answer sheet Activity 1

		Prep	✓	
	The book is	<u>on</u>		the table.
	The clothes are	<u>in</u>		the closet
	The students are	<u>at/</u> <u>in</u>		school.
	The children are	<u>in</u>		the car.

		prep ✓	
	The children are	<u>at</u>	the bus stop.
	The books are	<u>on</u>	the shelf.
	The children are	<u>at</u>	home.
	The boy is	<u>on</u>	his bike.
	The cat is	<u>in</u>	the basket.
	The children are	<u>on</u>	a train.

## More Prepositions - Activity 2

(for advanced learners)

Prepositions can also tell us where one thing is in relation to another. See the examples in the chart below:

by	על יד
between	בין
above	מעל (רחוק)
behind	מאחרי
below	מתחת (רחוק)
under	מתחת

### Play Lotto with Prepositions

Each player takes a board. (One player can play with both boards). Make a stack of the cards. Each player picks a card from the stack and reads it aloud. The player who has the picture on his board takes the card and covers the picture. The player who covers all his cards first wins.

## Lotto Board 1


moon **above** the trees



**between** the chairs



house **by** the river



cloud **below** the sun



children **under** the tree



raincloud **above** flower



**between** two books



sun **behind** cloud



## Lotto Board 2

umbrella **by** the sea



girl **behind** chair



hammock **between** trees



chick **under** umbrella



birds **above** water




child **under** the table



boy **behind** fence



snowflakes **below** the clouds





## Cards for cutting

moon **above** the trees



**between** the chairs



house **by** the river



cloud **below** the sun



children **under** the tree



raincloud **above** flower



**between** two books



sun **behind** cloud



## Cards for cutting

umbrella **by** the sea



girl **behind** chair



hammock **between** trees



chick **under** umbrella



birds **above** water




child **under** the table



boy **behind** fence



snowflakes **below** the clouds



## Can Shuli Do Her Homework?

*Pick the correct preposition and write it in the blanks. Check your answers on the answer sheet.*



on

at

in

Shuli was sitting \_\_\_ the living room table doing homework. Her notebook was open \_\_\_ the table. Her Mom was \_\_\_ the Supermarket and her Dad was \_\_\_ work. A neighbor knocked \_\_\_ the door. She wanted to borrow some cheese to put \_\_\_ her bread. She said that her Mom was \_\_\_ the Supermarket and would soon come home with cheese. She sat down \_\_\_ the table again. The phone rang. Mrs. Epstein wanted to know \_\_\_ what time to meet her Mom downtown the next day. Shuli said to call later. She sat down again \_\_\_ the table. Her little brother came \_\_\_ from the playground. He was crying. He hurt his knee. He wanted a band-aid. Shuli put a band-aid \_\_\_ his knee. Then her friend knocked \_\_\_ the door. She poured a glass of juice for her friend and put it \_\_\_ the table. She sat down again at the table. Mitzi the cat jumped \_\_\_ the table and spilled the juice \_\_\_ her notebook. Oh no! No homework today!

**Glossary:** knocked - דפק borrow - לשאול would soon - עוד מעט

## Answer Key

אפתח התשובות

## Practice Your Prepositions

on in at

Can Shuli Do Her Homework?



Lift up this page to check your answers.  
תריט את הדף כדי לבדוק את התשובות שלך.

## Can Shuli Do Her Homework?

Shuli was sitting at the living room table doing homework with her friend. Her notebook was open on the table. Her Mom was at the Supermarket and her Dad was at work. A neighbor knocked on the door. She wanted to borrow some cheese to put on her bread. She said that her Mom was at the Supermarket and would soon come home with cheese. She sat down at the table again. The phone rang. Mrs. Epstein wanted to know at what time to meet her Mom downtown the next day. Shuli said to call later. She sat down again at the table. Her little brother came in from the playground. He was crying. He hurt his knee. He wanted a band-aid. Shuli put a band-aid on his knee. Then her friend knocked on the door. She poured a glass of juice for her friend and put it on the table. She sat down again at the table. Mitzi the cat jumped on the table and spilled the juice on her notebook. Oh no! No homework today!

## Directions for Play

- **Practice your Prepositions:** Choose the correct prepositions and insert it into the sentence next to the picture.

בדוק את מילות היחס: הכנס את המילה הנכונה מהרשימה לתוך המשפט על יד התמונה.

- **Play Lotto with Prepositions:** Each player takes a board. (One player can play with both boards). Make a stack of the cards. Each player picks a card from the stack and reads it aloud. The player who has the picture on his board takes the card and covers the picture. The player who covers all his cards first wins.

שחק לוטו! כל משתתף מקבל לוח (ילד אחד יכול לשחק עם שני לוחות). סדר ערימה של הכרטיסים. לפי תור, כל משחק בוחר כרטיס מערימת הכרטיסים. המשחק שיש לו את הכרטיס על הלוח שלו מקבל את הכרטיס ומכסה את התמונה בלוח. המשחק שמכסה את כל התמונות בלוח שלו מנצח.

- **Read a Story:** Read the Story "Can Shuli Do Her homework?" Fill in the correct preposition in the blanks. Check your work on the attached answer sheet.

קרא את הסיפור ומלא את מילת היחס הנכונה במקומות המסומנים. בדוק את התשובות בדף התשובות המצורף.